

*From the new President of the Kentucky Association of Circuit Court Clerks...*



Stephanie King-Logsdon

"I am truly honored to serve as President of the KACCC for the year 2011-2012 representing the Circuit Clerks throughout the Commonwealth and addressing the needs and issues as they pertain to our offices. I took office as McLean Circuit Court Clerk in 2001 having never worked in a Circuit Clerk's office before. I was humbled to have the opportunity to serve the residents of McLean County, but I was thrilled when I soon learned I could have an impact on saving lives throughout the nation. I became very acquainted with the Trust and its mission of saving lives through organ donation. Listening to the personal stories of organ recipients and organ donor families over the past years as clerk makes me more committed as President of the KACCC to help build the Trust to make an even bigger impact in each of our communities.

I want to thank the Circuit Clerks and all of the deputy clerks who demonstrate their commitment to saving lives by asking those all-important questions every day to each and every customer, each and every time. That one customer who joins the organ donor registry today may be the one that saves lives tomorrow. I encourage all Circuit Clerks to continue to instruct your staff to ask those questions.

I ask each Circuit Clerk to consider what you can do to make a difference in your county. Is there a local media or community event in which you can participate to promote organ donation—a local festival or county fair? Is there a Rotary Club, Women's Club, or other Club you can attend and speak about organ donation? Some of you may say you don't have the tools you need to participate in such events. Did you know that the Trust has media packets and materials for such events? Did you know that there is a badge that boy scouts can earn promoting organ donation? All of these events are opportunities to show your community your important role in this life-saving mission. Please contact Shelley, Kathy or Patti, and they will provide you with the materials you need and give you sound advice on how to make your event successful.

If you have not had Shelley in your office for training, I urge each of you to contact the Trust and invite her as soon as possible. Her enthusiasm and passion for the Trust is contagious, and you will be able to see an immediate difference in the dedication of your employees to help save lives.

## Organ Donor Awareness Night at Louisville Slugger Field

Kentucky  
Circuit  
Court  
Clerks'



Presented by:



TICKETS  
ONLY \$7!

Friday, August 26, 2011 @ 7:05 PM

Louisville Bats vs. Lehigh Valley

●●● FIREWORKS AFTER THE GAME! ●●●

Proceeds will directly benefit KY Circuit Court Clerks' Trust For Life.

**Ticket orders must be received by Friday, August 5th**

For tickets or more information:

Contact the Trust For Life 1-866-945-5433 or psharp@trustforlife.org

I stand amazed at what Shelley has accomplished for the Circuit Court Clerks' Trust For Life in one year. If you have not been involved in the past, what are you waiting for? To some Clerks, it's not business—it's personal. We have Circuit Clerks with family members waiting for an organ. We have Circuit Clerks with family members whose lives have been saved by receiving an organ. It's time to get involved!

I look forward to working with each of you over the next year. Please contact the Trust with any questions you may have. Shelley and I are here to assist you in any way we can."

*Stephanie*

Stephanie King-Logsdon  
McLean County Circuit Court Clerk  
President,  
KY Association of Circuit Court Clerks

# Congratulations!

## Congratulations to all driver's license offices who received popcorn for the April Contest!

To qualify for the popcorn treats, each office had to collect \$1 donations from at least 50% of the drivers who renewed their licenses during the month of April, or show at least a 10% increase from March to April.

Pictured are some of our winning offices:



**BOYLE COUNTY**



**CARROLL COUNTY**



**LINCOLN COUNTY**



**FAYETTE COUNTY (REGENCY)**



**PENDLETON COUNTY**



**WOODFORD COUNTY**



**TIMBLE COUNTY**




**JEFFERSON COUNTY  
(MIDDLETOWN)**




**JEFFERSON COUNTY  
(BOWMAN FIELD)**



**JEFFERSON COUNTY  
(DIXIE HWY)**



**JEFFERSON COUNTY  
(DOWNTOWN)**



**JEFFERSON COUNTY  
(OUTER LOOP)**



**FRANKLIN COUNTY**



**HARDIN COUNTY**



**GALLATIN COUNTY**




**SCOTT COUNTY**



**OLDHAM COUNTY**

# Gift of Life Story: Stephen D. Elrod



Pendleton County — Donor

For there to be life, there must be death. Stephen had faith and believed Jesus died on the cross in order to give him and others eternal life. Not many young adults think about dying, much less about donating their organs. But Stephen Elrod was a unique young individual. One day he made a special trip on his lunch hour into Circuit Clerk Mike Redden's office to add his name to the donor list. Mike inquired as to what had caused Stephen to stop by on that particular day. Stephen told him that he was saved and that he had a personal relationship with Jesus and if anything ever happened to him, he wanted some one to benefit from his death.

Because of Stephen's decision to help others at his death, the following individuals had an opportunity to continue their life:

Stephen's liver recipient was a 60 year old man from Ohio. He suffered from a chronic progressive disease which caused acute liver failure. He was second on the waiting list and was extremely ill at the time of his transplant. Stephen saved his life. He is the married, and father of two children. He enjoys outdoor activities and is currently doing well, working on regaining his full strength.

Stephen's left kidney went to a 17 year old girl from Ohio. She had a genetic disorder of unknown origin that slowly caused her kidneys to shut down. Before her transplant, she had been receiving frequent dialysis treatments for two years. After her surgery, she experienced no complications and she is currently doing excellent.

The recipient of Stephen's right kidney was a 17 year old boy from Kentucky. He had the same genetic condition as the girl who received his left kidney. Stephen relieved this young man of over four year of dialysis treatments. He had waited for this gift for one and a half years.

Stephen's aortic valves were sent to a hospital in Georgia in February of 2010 and his pulmonary valves were sent to a hospital in Virginia in February 2010 also. Stephen would be thrilled to know that his heart valves went to Georgia where he spent so many years. They possibly could have benefited someone that he shared the soccer fields or basketball court.

Thirteen months after his accident, we received a letter from Stephen's liver recipient. While reading the letter, strange emotions come over me. Although it was so sad knowing that Stephen was no longer physically with us, a part of him was still living and thriving in this 60-year old man. **Part of Stephen's body was still living.** What an encouragement and a blessing that was and still is even today. In this letter, the gentleman wrote that because of Stephen's sacrifice, he has felt a change in his life and it has enabled him to enjoy all life has to offer. He feels an obligation to cherish every day and is grateful for the renewed energy he feels. He said he will be eternally grateful to Stephen for making that trip to the circuit clerk's office that day and becoming a life donor.

(Story shared by Rick, Judy, and Jon Elrod) [www.stephenelrod.blogspot.com](http://www.stephenelrod.blogspot.com)



Pictured above (l to r) are Judy and Rick Elrod, with guest speaker Dick Veale, and Pendleton County Circuit Court Clerk Mike Redden.

## Stephen's Dinner for Life:

On Saturday, June 18, the Elrod family held a fundraiser to honor their son and raise awareness about organ & tissue donation in Kentucky. Judy Elrod, along with her husband Rick, son Jon, and niece Kelly, organized a beautiful evening for more than 275 attendees. Following a lovely dinner, Dick Veale, double-organ recipient and author, spoke about the miraculous gift that saved his life. The night concluded with live music by the band Borderline. The Elrod Family presented a \$3500 check to the KY Circuit Clerks' Trust For Life.

"It doesn't bring him back, but it brings awareness," said Rick Elrod. "With all of the other horrible things going on that day, I didn't have to make the decision for him to donate. He did that for us, and this is a way to continue his work and spread his name."



# KY Organ Donor Registry Reaches Maturity

Just 4 years old, and already mature! May 2011 marked a special birthday for the KY Organ Donor Registry. The Circuit Clerks of Kentucky have asked every customer to add their name to the KY Organ Donor Registry for 4 full years (entire renewal cycle). Thank you to every agency who helped establish the Registry in 2007. Special thanks to every staff person who builds it every day...to an incredible 1.1 million Kentucky registrants!

Now that the Registry is mature, our efforts must escalate. **Drivers who said “not now” 4 years ago**, will be asked again to join the Registry. We hope the media stories, posters, health fairs, advertising and public education efforts have prepared them to say “YES!” this time.

**If you said “YES!” the first time**, your name is already on the Registry. The clerk will not ask you about joining the Registry because you are already on the Registry. However, we hope everyone will donate \$1 so that others can be educated about the importance of saying YES!

As our reports adjust to a mature Registry, we are grateful for generous support from the KY Transportation Cabinet - Division of Driver Licensing, Commonwealth Office of Technology, and the Kentucky Association of Circuit Court Clerks. If you have any questions on the new report, or the mature Registry, contact the Trust.



**Garrard County Circuit Clerk Dana Hensley** (pictured above, second from left) and her staff promote organ and tissue donation at a recent Garrard County event. Even rain could not stop this cheerful group from spreading awareness and taking registrations for the KY Organ Donor Registry.

| ★ \$1 Donation TOP 10 LIST ★   |  |
|--|--|
| <p><b>May \$1 Donations %</b></p> <ol style="list-style-type: none"> <li>1. Magoffin County</li> <li>2. Floyd County</li> <li>3.tie Woodford County*</li> <li>3.tie Russell County</li> <li>4. Fulton County</li> <li>5. Oldham County</li> <li>6. Caldwell County</li> <li>7. Breckinridge County</li> <li>8. Wolfe County</li> <li>9.tie Crittenden County</li> <li>9.tie Union County</li> <li>10. Gallatin County</li> </ol> | <p><b>June \$1 Donations %</b></p> <ol style="list-style-type: none"> <li>1. Magoffin County</li> <li>2. Floyd County</li> <li>3. Johnson County</li> <li>4.tie Woodford County *</li> <li>4.tie Caldwell County</li> <li>5. Washington County</li> <li>6. Russell County</li> <li>7. Breathitt County</li> <li>8.tie Oldham County</li> <li>8.tie Owen County</li> <li>9. Morgan County</li> <li>10. Crittenden County</li> </ol> |

*\* A Special Thank You to Jack Kain Ford ! Jack Kain Ford paid 50% of the difference in \$1 donations for Woodford Co.*



**Hardin County Circuit Court Clerk, Loretta Crady** promotes awareness each June by staffing an organ donor information/registry table at the Nolin RECC Health Fair in Hardin County. The event draws over 2000 each year.

How does your office spread awareness in your community?  
Email your pictures and stories to [info@trustforlife.org](mailto:info@trustforlife.org).

**Powell County Circuit Court Clerk, Darlene Drake** staffed an organ donation information/registry table while attending Relay For Life on Memorial Weekend.





## WHAT'S IN YOUR FILE: *Madison County*

*Highlighting the remarkable staff members who work to promote organ donation every day by asking two important questions to every customer, every time. If you know a Deputy Clerk with a special story, talent, hobby, or interest, please share it with us - [sheavrin@trustforlife.org](mailto:sheavrin@trustforlife.org).*

Family is a focus at the Madison Co. Circuit Court Clerk's office. One driver's license clerk, Ashley, had a baby boy in May. Johnna Short is due with her first son this August, and Circuit Clerk Linda Cates is welcoming her 6<sup>th</sup> grandbaby this November. This office realizes what a joy it is to not only work together but celebrate together. Organized by driver's license clerk Monica Hughes, the office is throwing a shower for Johnna and baby 'Grasshopper' as he has been affectionately known around the office. Johnna has two daughters nicknamed Bailee 'Bug' and 'Beetle'. "She realizes it's not only her baby, it's our baby. He's our District Court Baby. I've already bought him grasshopper baby blankets," Monica said with a smile. Another star of the baby

shower is driver's license clerk, and cake-baker extraordinaire, Charlotte Neeley. Charlotte is making Johnna and the entire staff a decadent three-tiered butter cream cake with white frosting.

These clerks support each other and rejoice together, in addition to asking 2 life-saving questions. "We ask everyone if they want to donate \$1 and join the Registry. Some people say they are too old or too sick, but we tell them that you never know. The oldest organ donor in Kentucky was 84, and tissue donation is an option even if you can't donate organs," Johnna explains. "Even if people say no every 4 years, we won't stop asking." The clerks plant a vital seed about this life-saving cause to each Kentuckian. Every day they spark conversations among teen-

agers obtaining a license or newly married couples updating their address. "We all have our own beliefs, of course, so I just ask and let them make their decision," explains Debbie O'Donnell, a driver's license deputy in the Richmond office. Lynn Broomfield also works in the Richmond office.

Several people in Madison County have been touched by donation, including their Magistrate, Larry Combs. "Larry stops in the Berea driver's license office often to help us encourage people to join the Registry. We wish he'd stand at our office all the time!" said Monica. From the impeccably decorated cubicles, to sharing parental advice, the Madison Clerk's office is a family. This family works, plays, and makes a difference in the lives of others.



### *Gift of Life Story: Bob Hoffmeister, Liver Recipient Kenton County*

I was on vacation through the holidays enjoying a wonderful and comfortable life with my family. As I cleaned the snow off my car to go back to work that first Monday morning in January 1999, I wasn't feeling very good, but I had been on vacation and really needed to get back to work. I didn't go to work that day! Instead, I ended up in the hospital with an infection that started liver problems that had not previously been

detected. That was the beginning of a long journey to a liver transplant.

My story is simple. I was a regular guy who went to bed one night and woke up the next morning facing the biggest challenge of my life. The wait became a physical and emotional roller coaster. Would I make it until an organ became available? It wasn't always easy, but I tried to keep a positive attitude. My family and friends were always there to support me. My faith in God and my church were always a big part of my life, but I think one of the main things I learned during this was how important it was to be part of a faith community that gave me their love and support. I never felt alone during this journey. Then I had my liver transplant in May 2000.

Life is good these days! I've seen my daughters graduate from college and grow into great young women. I walked one of them down the aisle at her wedding and now have a beautiful little granddaughter who I love to spoil.

Organ donation is so important because most of those waiting are other "regular" people like me holding on for their life. My donor and donor family are always in my thoughts and prayers. They made the decision to give me life.

# June, 2011 Donation Report:

The \$1.00 donations made at the drivers' license counters are used to support organ & tissue donation awareness in Kentucky. This report also shows the number of persons who have placed their names on the organ donor registry in each county since its inception.

| County       | Licenses Issued | KYODP \$1 Donations Collected | \$1 Donations % | Rank \$1 | Names added to OD Registry since 5/14/07 | County        | Licenses Issued | KYODP \$1 Donations Collected | \$1 Donations % | Rank \$1 | Names added to OD Registry since 5/14/07 |
|--------------|-----------------|-------------------------------|-----------------|----------|--|---------------|-----------------|-------------------------------|-----------------|----------|--|
| Adair        | 325             | 111                           | 34.2%           | 71       | 1754                                     | Laurel        | 1136            | 701                           | 61.7%           | 14       | 13406                                    |
| Allen        | 365             | 182                           | 49.9%           | 44       | 4353                                     | Lawrence      | 275             | 111                           | 40.4%           | 64       | 2260                                     |
| Anderson     | 491             | 8                             | 1.6%            | 107      | 4764                                     | Lee           | 98              | 28                            | 28.6%           | 79       | 568                                      |
| Ballard      | 175             | 101                           | 57.7%           | 20       | 2364                                     | Leslie        | 174             | 50                            | 28.7%           | 78       | 487                                      |
| Barren       | 744             | 282                           | 37.9%           | 67       | 9574                                     | Letcher       | 389             | 56                            | 14.4%           | 95       | 654                                      |
| Bath         | 235             | 56                            | 23.8%           | 85       | 1977                                     | Lewis         | 197             | 100                           | 50.8%           | 41       | 1759                                     |
| Bell         | 437             | 213                           | 48.7%           | 47       | 2851                                     | Lincoln       | 448             | 245                           | 54.7%           | 27       | 5906                                     |
| Boone        | 2570            | 1085                          | 42.2%           | 59       | 37587                                    | Livingston    | 186             | 89                            | 47.8%           | 50       | 2527                                     |
| Bourbon      | 430             | 184                           | 42.8%           | 58       | 5436                                     | Logan         | 511             | 10                            | 2.0%            | 106      | 3155                                     |
| Boyd         | 911             | 74                            | 8.1%            | 98       | 4667                                     | Lyon          | 160             | 87                            | 54.4%           | 29       | 2404                                     |
| Boyle        | 528             | 279                           | 52.8%           | 35       | 9400                                     | Madison       | 1584            | 77                            | 4.9%            | 103      | 17097                                    |
| Bracken      | 163             | 28                            | 17.2%           | 91       | 1424                                     | Magoffin      | 232             | 198                           | 85.3%           | 1        | 1628                                     |
| Breathitt    | 257             | 171                           | 66.5%           | 7        | 1912                                     | Marion        | 321             | 193                           | 60.1%           | 16       | 4743                                     |
| Breckinridge | 358             | 227                           | 63.4%           | 11       | 6589                                     | Marshall      | 591             | 337                           | 57.0%           | 22       | 11525                                    |
| Bullitt      | 1656            | 5                             | 0.3%            | 109      | 20318                                    | Martin        | 196             | 104                           | 53.1%           | 34       | 1624                                     |
| Butler       | 201             | 125                           | 62.2%           | 13       | 3088                                     | Mason         | 327             | 180                           | 55.0%           | 25       | 4393                                     |
| Caldwell     | 242             | 174                           | 71.9%           | 4        | 4426                                     | McCracken     | 1399            | 74                            | 5.3%            | 102      | 15012                                    |
| Calloway     | 661             | 342                           | 51.7%           | 40       | 10346                                    | McCreary      | 263             | 136                           | 51.7%           | 40       | 1855                                     |
| Campbell     | 1736            | 947                           | 54.6%           | 28       | 32524                                    | McLean        | 171             | 104                           | 60.8%           | 15       | 2623                                     |
| Carlisle     | 88              | 26                            | 29.5%           | 76       | 97                                       | Meade         | 603             | 249                           | 41.3%           | 63       | 6891                                     |
| Carroll      | 216             | 119                           | 55.1%           | 24       | 2555                                     | Menifee       | 115             | 31                            | 27.0%           | 82       | 414                                      |
| Carter       | 512             | 82                            | 16.0%           | 92       | 806                                      | Mercer        | 411             | 120                           | 29.2%           | 77       | 5554                                     |
| Casey        | 253             | 62                            | 24.5%           | 84       | 1866                                     | Metcalfe      | 196             | 90                            | 45.9%           | 55       | 2155                                     |
| Christian    | 1265            | 10                            | 0.8%            | 108      | 10740                                    | Monroe        | 205             | 101                           | 49.3%           | 45       | 1064                                     |
| Clark        | 687             | 105                           | 15.3%           | 93       | 16541                                    | Montgomery    | 507             | 212                           | 41.8%           | 60       | 6009                                     |
| Clay         | 331             | 93                            | 28.1%           | 81       | 2350                                     | Morgan        | 230             | 150                           | 65.2%           | 9        | 1957                                     |
| Clinton      | 163             | 10                            | 6.1%            | 101      | 235                                      | Muhlenberg    | 593             | 61                            | 10.3%           | 97       | 2323                                     |
| Crittenden   | 159             | 101                           | 63.5%           | 10       | 2356                                     | Nelson        | 912             | 286                           | 31.4%           | 75       | 12915                                    |
| Cumberland   | 110             | 46                            | 41.8%           | 60       | 1167                                     | Nicholas      | 122             | 25                            | 20.5%           | 89       | 961                                      |
| Daviess      | 2069            | 1100                          | 53.2%           | 33       | 31768                                    | Ohio          | 482             | 220                           | 45.6%           | 56       | 5653                                     |
| Edmonson     | 222             | 30                            | 13.5%           | 96       | 1103                                     | Oldham        | 1201            | 798                           | 66.4%           | 8        | 24298                                    |
| Elliott      | 125             | 27                            | 21.6%           | 87       | 509                                      | Owen          | 232             | 154                           | 66.4%           | 8        | 3134                                     |
| Estill       | 233             | 88                            | 37.8%           | 68       | 2880                                     | Owsley        | 77              | 25                            | 32.5%           | 73       | 434                                      |
| Fayette      | 5924            | 2270                          | 38.3%           | 65       | 85251                                    | Pendleton     | 295             | 154                           | 52.2%           | 38       | 4203                                     |
| Fleming      | 276             | 127                           | 46.0%           | 54       | 3227                                     | Perry         | 539             | 279                           | 51.8%           | 39       | 4562                                     |
| Floyd        | 755             | 625                           | 82.8%           | 2        | 8424                                     | Pike          | 1141            | 50                            | 4.4%            | 104      | 2495                                     |
| Franklin     | 1027            | 651                           | 63.4%           | 11       | 16245                                    | Powell        | 242             | 119                           | 49.2%           | 46       | 2181                                     |
| Fulton       | 104             | 61                            | 58.7%           | 18       | 1438                                     | Pulaski       | 1202            | 207                           | 17.2%           | 91       | 11301                                    |
| Gallatin     | 175             | 93                            | 53.1%           | 34       | 2257                                     | Robertson     | 42              | 21                            | 50.0%           | 43       | 488                                      |
| Garrard      | 344             | 98                            | 28.5%           | 80       | 4144                                     | Rockcastle    | 300             | 180                           | 60.0%           | 17       | 3508                                     |
| Grant        | 548             | 228                           | 41.6%           | 61       | 6659                                     | Rowan         | 370             | 106                           | 28.6%           | 79       | 3008                                     |
| Graves       | 746             | 349                           | 46.8%           | 53       | 10059                                    | Russell       | 303             | 213                           | 70.3%           | 6        | 4696                                     |
| Grayson      | 506             | 105                           | 20.8%           | 88       | 4037                                     | Scott         | 1007            | 537                           | 53.3%           | 32       | 15195                                    |
| Green        | 207             | 38                            | 18.4%           | 90       | 1739                                     | Shelby        | 761             | 289                           | 38.0%           | 66       | 12270                                    |
| Greenup      | 698             | 47                            | 6.7%            | 99       | 8244                                     | Simpson       | 342             | 196                           | 57.3%           | 21       | 5351                                     |
| Hancock      | 177             | 97                            | 54.8%           | 26       | 2438                                     | Spencer       | 388             | 125                           | 32.2%           | 74       | 1855                                     |
| Hardin       | 2166            | 1138                          | 52.5%           | 36       | 31756                                    | Taylor        | 508             | 125                           | 24.6%           | 83       | 4827                                     |
| Harlan       | 521             | 120                           | 23.0%           | 86       | 1070                                     | Todd          | 222             | 5                             | 2.3%            | 105      | 1493                                     |
| Harrison     | 347             | 175                           | 50.4%           | 42       | 4843                                     | Trigg         | 287             | 156                           | 54.4%           | 29       | 4408                                     |
| Hart         | 342             | 142                           | 41.5%           | 62       | 3445                                     | Trimble       | 179             | 86                            | 48.0%           | 49       | 2635                                     |
| Henderson    | 871             | 451                           | 51.8%           | 39       | 15100                                    | Union         | 313             | 196                           | 62.6%           | 12       | 5411                                     |
| Henry        | 286             | 134                           | 46.9%           | 52       | 4324                                     | Warren        | 2211            | 823                           | 37.2%           | 69       | 24397                                    |
| Hickman      | 73              | 27                            | 37.0%           | 70       | 743                                      | Washington    | 223             | 159                           | 71.3%           | 5        | 3401                                     |
| Hopkins      | 961             | 455                           | 47.3%           | 51       | 13277                                    | Wayne         | 352             | 184                           | 52.3%           | 37       | 3831                                     |
| Jackson      | 243             | 16                            | 6.6%            | 100      | 647                                      | Webster       | 245             | 138                           | 56.3%           | 23       | 3544                                     |
| Jefferson    | 15148           | 7351                          | 48.5%           | 48       | 227125                                   | Whitley       | 636             | 213                           | 33.5%           | 72       | 6650                                     |
| Jessamine    | 993             | 443                           | 44.6%           | 57       | 14774                                    | Wolfe         | 139             | 87                            | 62.6%           | 12       | 1026                                     |
| Johnson      | 412             | 319                           | 77.4%           | 3        | 5036                                     | Woodford      | 527             | 406                           | 77.0%           | 4        | 9138                                     |
| Kenton       | 3087            | 1807                          | 58.5%           | 19       | 59613                                    |               |                 |                               |                 |          |  |
| Knott        | 300             | 45                            | 15.0%           | 94       | 910                                      | STATEWIDE     | 84307           | 34660                         | 41.1%           |          | 1094586                                  |
| Knox         | 571             | 278                           | 48.7%           | 47       | 4443                                     |               |                 |                               |                 |          |  |
| LaRue        | 263             | 142                           | 54.0%           | 31       | 3729                                     | FY YTD TOTALS | 1009392         | 407744                        |                 |          |  |

The number of names on the Kentucky Organ Donor Registry as of June 30, 2011 = **1,108,978**

(Note: This total number reflects the sum of registrations through the drivers license office AND those who registered on-line.)

KYODP = KY Organ Donor Program

\* Jack Kain Ford paid 50% of difference in \$1 donations for Woodford County.



*Reflections* .. As I look back one year ago, it is incredible how much we have accomplished. I would like to share some of my favorite learning experiences...

**Kentucky is absolutely stunning.** Rolling hills, bluegrass, changing leaves, acres of horse farms, historic town squares, and the kindest people in the world. In my first year, I have traveled more than 18,000 miles and visited 80 Circuit Clerks and their hardworking staff. From as far west as Fulton & Hickman Counties to as far east as Pike County, the Circuit Court Clerks in *every* county have been supportive and welcoming. Their deputy clerks have been patient and accommodating. They have asked questions, given me advice, shared stories and expressed passion for this incredible cause.

**Donation touches everyone.** I have rarely been to a Circuit Clerk's office where at least one person hasn't been affected by donation. In Kenton Co., one of John Middleton's deputy clerk's husband received a living kidney donation from their daughter. In Barren Co., Krissie Coe Fields has a deputy clerk whose son received a heart valve as a child and a tendon transplant as an adult. Many counties know someone in their community who has given the gift of life as an organ and tissue donor. I am still in awe of how this mission touches all of us.

**Teamwork is key.** Although I believe I already knew this one, it has been an incredible reminder. From daily conversations with our Board President, Roger Schott, to the always reliable Trust For Life staff, to vital relationships with our partners Kosair Charities, KODA, Second Chance @ Life, and LifeCenter, this organization is committed to teamwork.

**Enjoy each day.** The stories I have heard this year from donor families and recipients have emphasized this important philosophy. Life is too short. From time to visit with family and friends...to my ability to see, breathe, and chase my nephew around the yard, I have learned to realize those small moments of fortune. I am also grateful to work for an organization that values creativity, passion, and collaboration. Kentucky is fortunate to have a generous association of public leaders who are committed to making a difference in our great Commonwealth. As we work towards adding 2 million names to the Kentucky Organ Donor Registry, I am honored to grow, learn, and enjoy life with you.

To several more groundbreaking years,



*Shelley*

**Kentucky Circuit Court Clerks 2011 Summer College** - Over 90 KY Circuit Court Clerks participated in the 2011 KACCC Summer College June 14-16 held in Florence, KY. The college is an invaluable educational tool which keeps circuit court clerks across the state updated on changes in statutes, regulations and rules in the judicial system. Pictured at right are many who attended this year's college.



Photo courtesy of Daniel Frazier, AOC